

Program Outcomes: All Adult Inpatient Groups

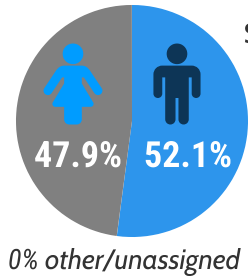
Helping our patients attain their greatest potential for independence

Persons Served

Spaulding Rehabilitation Hospital Cape Cod (SCC) collects and reports information on the results achieved by our patients. This allows our staff to compare the functional improvement of SCC patients to similar patients across the nation.

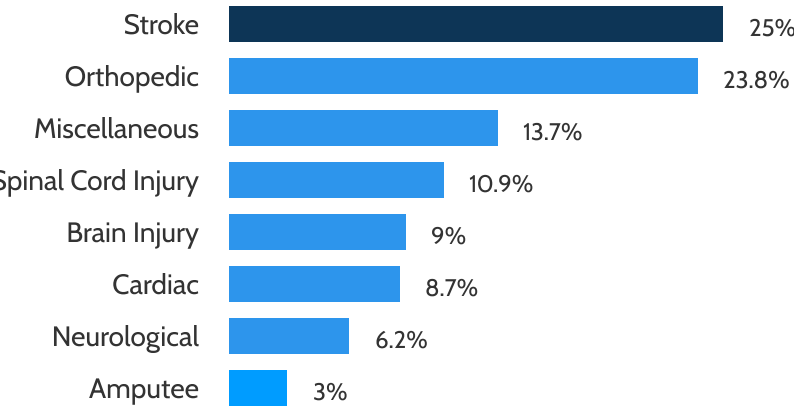
1,256 patients in 2024

2024	SCC	Region
Avg. Age	75.2	72.5
Avg. Length of Stay	13.8 days	12.8 days



Patients Served by Diagnosis

SCC provides expert care for multiple Rehabilitation Impairment Categories.



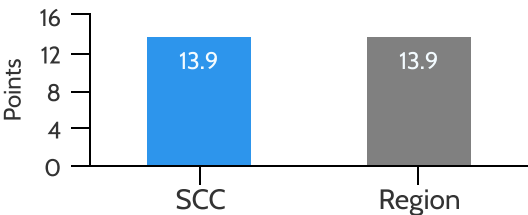
Functional Improvement Quality Measures ¹

Multiple metrics are used to determine patient improvement throughout their inpatient stay. Patients are scored on their admission and again at discharge in the categories of Self-Care and Mobility, which includes multiple skills and abilities as shown in the graphic below. The improvements are measured by the change in score for both and can be compared with similar rehabilitation facilities. **Higher scores are better.**

Self-Care

Eating
Oral hygiene
Toilet hygiene
Shower/bathe self
Upper body dress
Lower body dress
Applying footwear

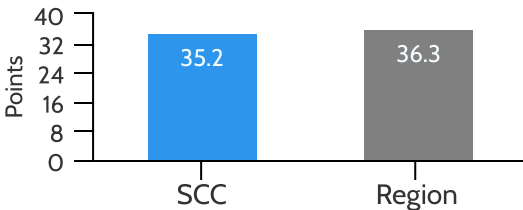
Change in Self-Care Score



Mobility

Rolling, lying down and sitting up in bed
Sit to stand
Transferring to and from bed and chair
Transferring to and from toilet
Transferring in and out of car
Ambulation (walking)
Climbing stairs
Retrieval of item from ground
Wheelchair mobility

Change in Mobility Score

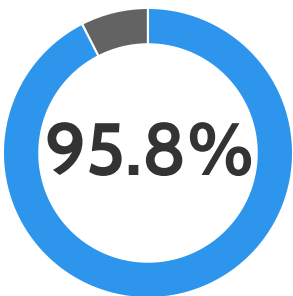


Therapy services are provided at a minimum of 15 hours per week (900 minutes over a rolling 7-day week from admission). All patients receive 24-hour physician & rehab nursing care.

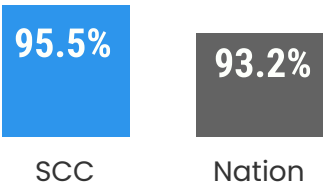
Patient Experience ^{2,3}

At Spaulding Cape Cod (SCC), satisfaction with your experience is a high priority. SCC seeks patient feedback to continually improve the patient experience. Patients are surveyed just after discharge and again at 90 days to find out how they are functioning after leaving SCC. **Higher scores are better.**

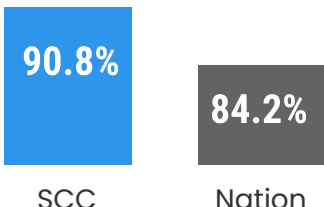
95.8% of patients would recommend SCC to friends and family.



Overall satisfaction at 90 days



The rehabilitation program improved my quality of life



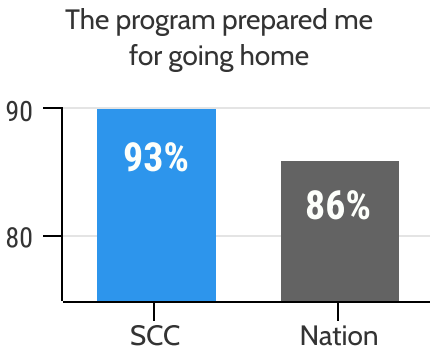
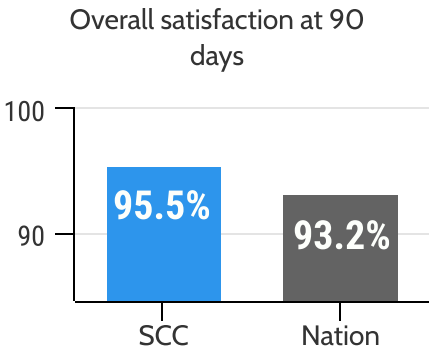
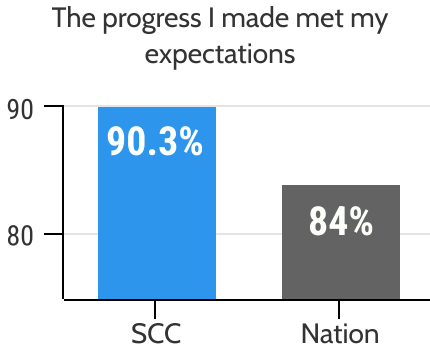
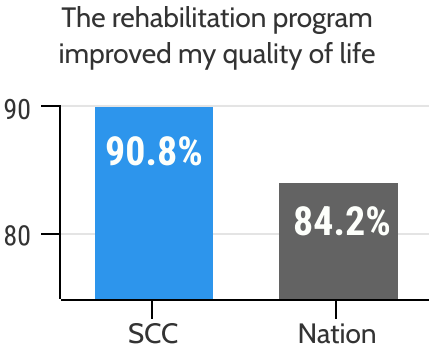
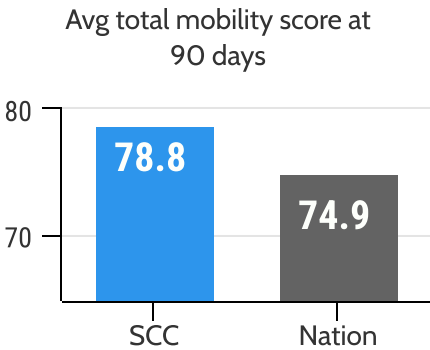
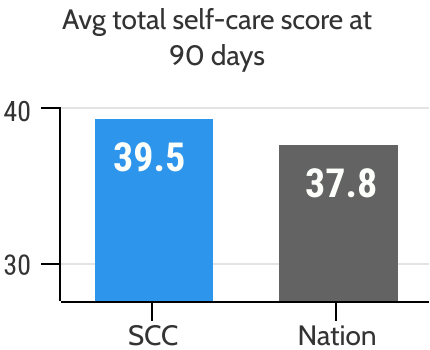
Source: 1. Uniform Data Systems (UDS) (2024). 2. MedTel Outcomes LLC (2024). 3. NRC Health (2024).

All Adult Inpatient
Program Outcomes

Helping our patients attain their greatest potential for independence

Maintaining Your Improvement After Discharge²

Spaulding Rehabilitation Hospital Cape Cod (SCC) compares functional performance at discharge from our facility to 90-days post-discharge to assess how our patients are functioning in their home environment. The following categories show SCC against national benchmarks. **Higher scores are better.**



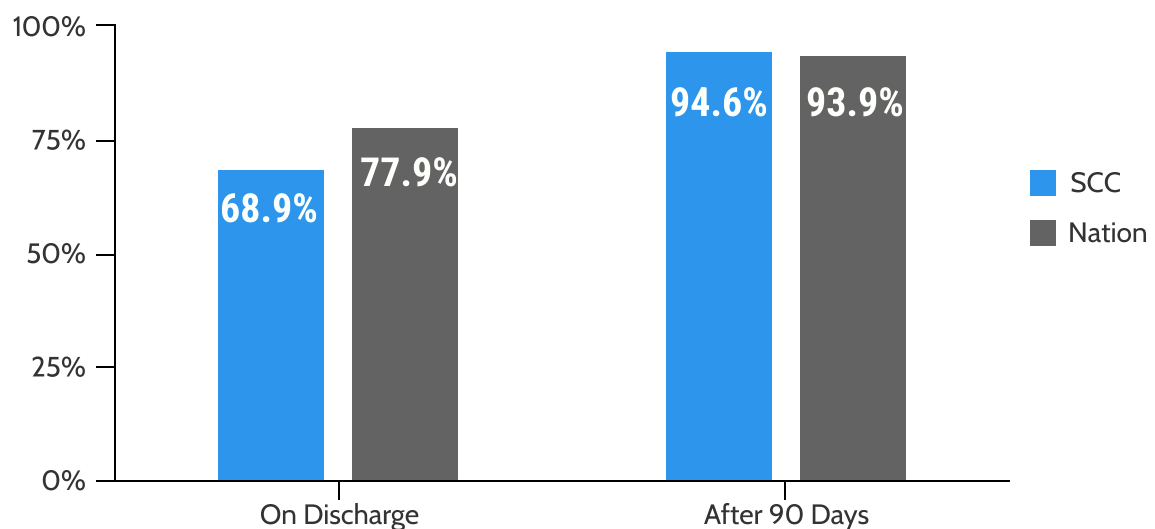
Source: 1. Uniform Data Systems (UDS) (2024). 2. MedTel Outcomes LLC (2024). 3. NRC Health (2024).

All Adult Inpatient Program Outcomes

Helping our patients attain their greatest potential for independence

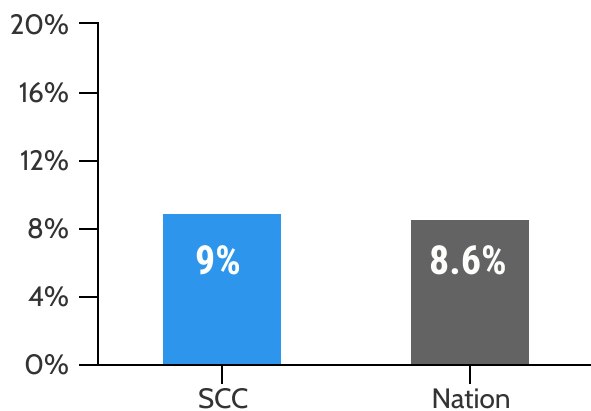
Discharge to Home/Community

Spaulding Rehabilitation Hospital Cape Cod (SCC) discharges patients back to home at a rate below other similar facilities in the nation. 94.6% of SCC patients live in the community after 90 days.



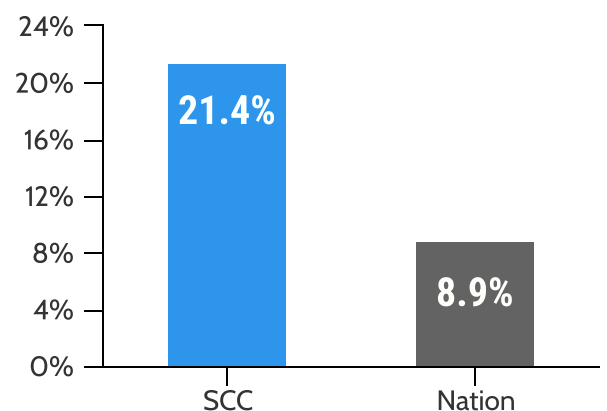
Discharge to Acute Care

SCC discharges patients back to acute care at a rate comparable to similar facilities in the nation.

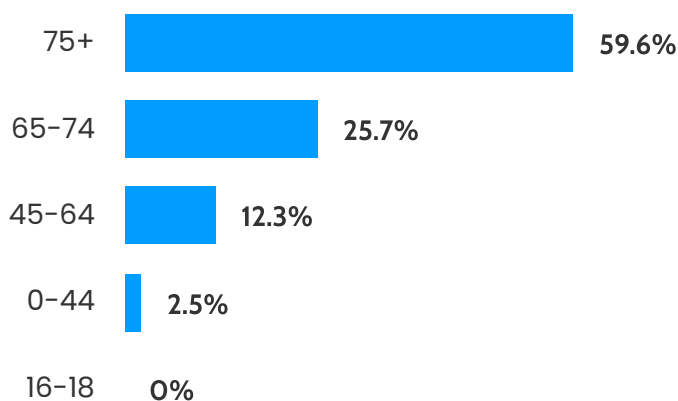


Discharge to Skilled Nursing Facility

SCC discharges patients to skilled nursing facilities at a rate above similar facilities in the nation.



Age groups Served.



Getting Started Sooner

SCC admits patients on average 2-3 days earlier from the initial diagnosis than the region/nation. This means you or your loved one can start rehabilitation earlier and take advantage of this critical period for recovery.

